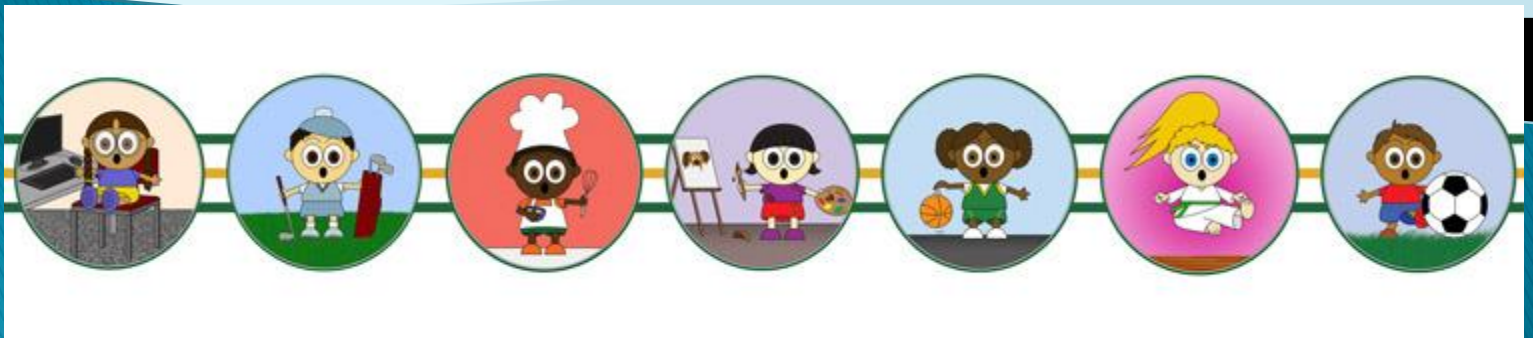



RVC SUMMER PROGRAM 2017

JIM DUFFY
PRINCIPAL




Summer Program

- ▶ Enrollment
 - ▶ Staff
 - ▶ Fees
 - ▶ New Courses
 - ▶ BOCES
 - ▶ Finances
- 











Enrollment

Program	<u>2017</u>	<u>2016</u>	<u>2015</u>
Pre-K Enrollment	159	162	161
K-8 Enrollment Academic and Enrichment	538 (includes bridge- 21- not MS)	535	506
Regents Enrollment	120 seats	140 seats	103 seats

Summer Program Staff

<u>STAFF</u>	<u>2017</u>	<u>2016</u>	<u>2015</u>
Summer Program Teachers	Pre-K= 10 K-8= 39 34 Enrich 3 MS 2 Bridge HS= 10 Total= 59	Pre-K= 10 K-8= 40 HS= 10 Total= 60	Pre-K= 9 K-8= 43 HS= 10 Total= 62
School Nurses	2	2	2
Secretary	1	1	1
Psychologists	1 1/3	1 1/3	1 1/3
Speech Teacher	1/2	1/2	1/2
Office Aides	2	2	2
Teacher Assistants	6	6	5
Teacher Aides	17	16	16
Classroom Assistant (HS Paid Workers)	68 (9 1:1 Assistants)	65 (8 1:1 Assistants)	61 (5 1:1 Assistants)
Security Guards (MS/HS)	5	5	5
Volunteers (MS/Covert)	17	13	13

FEES FOR ENRICHMENT COURSES

	<u>In-District</u>	<u>Out-of-District</u>
K-8 Enrichment Program (3 courses)	\$390.00*	\$465.00
Pre-K	\$400.00	\$475.00

*All in district registrations received by May 12, 2017 were charged a discounted rate of \$350.00 for 3 courses**

New Classes

- ▶ Battle-Bots
- ▶ Booked
- ▶ Cross Country Adventure
- ▶ Everyone Can Draw
- ▶ Hands on Art
- ▶ Ipad Innovations
- ▶ Musical Adventure
- ▶ Pitch Perfect
- ▶ Robotics Jr.
- ▶ Summer Photo fun
- ▶ Tasty Trendy Treats

Nassau BOCES Regional Summer Program

- ▶ RVC continued the BOCES Summer Program this year. Thirty-two other school districts in Nassau are part of the program.



Benefits of the BOCES Program

- ▶ All money spent through BOCES is NYS aid-eligible.
- ▶ BOCES does payroll
- ▶ BOCES grades our Regents exams
- ▶ BOCES provides testing data
- ▶ BOCES provides curriculum for Regents Classes

	2017	2016	2015
Salaries: Teachers, Teacher Assistants, Aides, Nurses, Proctor, High School Helpers	\$274,989	\$269,968.72	\$268,103.78
Administrative Salaries	\$21,299.99	\$20,601.93	\$20,734.50
Grading Costs	\$3,703.12	\$3,979.92	\$2,959.45
Benefits	\$47,613.31	\$51,800.32	\$59,086.28
BOCES Fees	\$63,621.83	\$63,338.81	\$86,539.60
Buses and Field Trips	\$10,500	\$7,710.10	\$7,710.10
Supplies	\$12,269.52	\$11,157.25	\$10,326.19
Printing and Postage	\$1,338.00	\$1,134.91	\$1,914.00
Total Expensed	\$435,334.27	\$429,691.96	\$457,373.90
Gross Receipts	\$244,915.34	\$243,954.61	\$234,665.00
Approximate State Aide	\$206,282.38	\$204,845.35	\$218,711.81
Total Revenue	\$451,197.72	\$448,799.96	\$453,376.81

Finances

<u>Year</u>	<u>Total Expenses</u>	<u>Revenue</u>	<u>Net Profit/Loss</u>
2014	\$292,221.39	\$195,231.00	(\$96,990.39)
2015	\$457,373.90	\$453,376.81	(\$3,997.09)
2016	\$429,691.96	\$448,799.96	\$19,108.00
2017	\$435,334.27	\$451,197.72	\$15,863.45