

Name: \_\_\_\_\_

Date: \_\_\_\_\_

## Second Grade Packet Checklist ☺

Pearson Realize Account for Math:

Username: \_\_\_\_\_

Password: \_\_\_\_\_

Reflex Account for Math:

Username: \_\_\_\_\_

Password: \_\_\_\_\_

### Week 1

- ELA- Read *four* reading passages and answer questions
- Grammar- Complete *two* worksheets
- Math- Complete *five* assignments
- Science- Reading Passage/ Activity
  - Read article "Plants from Seeds" and answer questions
  - Complete hands on activity- *Sink or Float*
- Social Studies- Scholastic News Article or Time for Kids Magazine
  - Read article and complete attached assignments
  - Complete two worksheets titled:
    - **The Southern States**
    - **Regions of the United States**

\*Complete Story Elements reading log with your independent reading book!

### Optional Activities

Create a Mindfulness Corner

Writing Activity- *Everyday Writing*

[www.gonoodle.com](http://www.gonoodle.com) Melting Activity

Login to Pearson Realize to play classroom math games

Continue to work on Reflex math lessons

Name \_\_\_\_\_

Date \_\_\_\_\_

### Since Hanna Moved Away

Directions: Read the poem carefully at least two times. Then answer the questions in full sentences.

1. Who do you think is saying the poem? Why?

---

---

---

---

2. What do you think it means in the poem, "The sky is grouchy gray."?

---

---

---

---

3. What is the mood or feeling of this poem? Which line tells you that?

---

---

---

## SINCE HANNA MOVED AWAY

The tires on my bike are flat.  
The sky is grouchy gray.  
'At least it feels like that  
Since Hanna moved away.

Chocolate ice cream tastes like prunes.  
December's come to stay.  
They've taken back the Mays and Junes  
Since Hanna moved away.

Flowers smell like halibut.  
Velvet feels like hay.  
Every handsome dog's a mutt  
Since Hanna moved away.

Nothing's fun to laugh about.  
Nothing's fun to play.  
They call me, but I won't come out  
Since Hanna moved away.


- Judith Viorst

NAME: \_\_\_\_\_

DATE: \_\_\_\_\_

## No More Bullying

Two girls followed Sam home from school. He was walking by himself because his brother was home sick. He could hear the girls behind him. They were giggling and saying rude things. It felt like they were getting closer and closer.



Sam did not know why the girls were teasing him. He barely knew them, though one of the girls lived around the corner. Sam even thought she might be friends with his brother. Why was she being so mean to him? Sam started to walk quickly.

He rounded the corner to his street. His house was five houses away. He could see his car and his mailbox. He was so close. He began to jog.

The girls jogged after him, but then Sam surprised them when he stopped running and turned around. "Why are you following me?" he yelled. "I don't like it, and I think you are bullying me."

The girls stopped in their tracks. "Bullying?" one asked. "No, we aren't. We are just having fun."

"What you are doing is not funny to me," said Sam. "Please stop and leave me alone!"

"Okay, sorry, Sam," the girls muttered. They looked sad, but Sam was glad. He had taught them a lesson. What might seem fun can make someone else uncomfortable, and that is not okay. Sam walked into his house, hoping they would not bother him, or anyone else, again.

## No More Bullying

1. Who are the characters in the story?

---

---

---

2. What is the setting of the story?

---

---

---

3. What is the problem in the story?

---

---

---

4. How is the problem solved?

---

---

---

5. How do you think Sam felt while he was walking home? How do you know he felt this way?

---

---

---

---

---

# 1

## What Are Facts?


Facts are things you know are true. Everything you read has facts in it. Read this:

Bob was smiling. At last it was spring.

Bob was smiling. That is a fact. The time of year was spring. That is also a fact. There is one more fact you know. You know the person's name.

### Try It!

Read this story. It has facts about what people used to think a long time ago.



### The Earth and the Sun

Long ago a man was thinking about the sky. He had been watching the Sun for days. He began to see it in a new way. "Earth is going around the Sun," he said. At that time most people thought the Sun went around Earth. They thought Earth was the biggest and best thing in the sky.

The man said, "I must write a book. It might make people angry. But I must tell the truth." The man did write a book, but he never saw it printed. He died in 1543. The book was printed later that year.

People were angry when they read the book. They wanted to think that everything went around Earth. Today people know that the man was right.

# How to Find Facts


Try to find the facts in the story. Write the facts on the lines below.

**Fact 1:** The man had been watching the \_\_\_\_\_  
for days. (Moon, Earth, Sun)

**Fact 2:** The man died in the year \_\_\_\_\_.  
(1543, 1453, 1457)

**Fact 3:** The man said, "I must write a \_\_\_\_\_."  
(letter, story, book)

- To find facts you must know what to look for. For Fact 1 you must look for a thing the man watched. For Fact 2 you must look for a date. For Fact 3 you must look for what the man said. Read the story again. Draw a line under the words *Sun* and *book*, and under the number *1543*. They are the right answers for Facts 1, 3, and 2.
- To find the facts, read the story very carefully. If you cannot remember the facts, read the story again.



**Directions:** Read the article.

## **Remembering Rosa Parks**

In 1955, Rosa Parks made history by breaking the law. Her crime? Sitting where she wanted on a public bus in Montgomery, Alabama. That would not be a big deal today. But back then, laws in some states required separate seating for black people and white people. Parks was a black woman. She was arrested for not giving her seat to a white man.

After Parks' arrest, many African-Americans refused to ride buses in Montgomery. They refused for 381 days. In 1956, the United States Supreme Court did away with separate seating on buses. In 1964, the Civil Rights Act made racial discrimination in public places against the law.

Parks died at the age of 92. Many think of her as the mother of the civil rights movement.



## Remembering Rosa Parks *(cont.)*

**Directions:** Answer these questions. You may look at the article.

1. What did Rosa Parks do in 1955 that made history?
  - a. She refused to get off a bus.
  - b. She refused to give her bus seat to a white man.
  - c. She refused to get on a bus just for black people.
  
2. What did black people in Montgomery do to protest Parks' arrest?
  - a. They stopped riding public buses.
  - b. They stopped giving up their bus seats.
  - c. They stopped driving buses.
  
3. How do you think it felt for black people to be forced to only sit on certain parts of the bus?

---

---

---

4. How long did it take after Parks' arrest for the United States Supreme Court to make it against the law to have separate seating for blacks and whites?

---

---

---

5. What did the Civil Rights Act do?

---

---

---

6. Can you think of a time when you felt discriminated against because you were a kid? If yes, describe the experience and what it felt like. If no, describe a time when you saw someone else being discriminated against.

---

---

---

Name: \_\_\_\_\_

# Adjectives

An adjective is a word that describes a noun.

Usually an adjective comes immediately before the noun it describes.

**example:** A small troll stood by the bridge.

The word *small* is an adjective. It describes the noun, *troll*.

Sometimes an adjective comes after the noun.

**example:** The elf in the workshop was funny.


The adjective *funny* describes the noun, *elf*.

Circle the adjective in each sentence. Underline the noun that it describes.

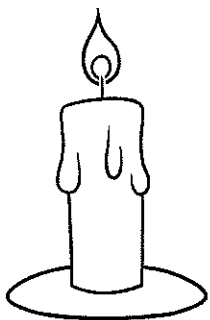
1. The magical wizard cast a spell on the witch.
2. The dragon in the cave was scary.
3. The unicorn ran into the dark forest.
4. The ogre standing by the tree is angry.
5. The wicked witch was flying on a broomstick.
6. Two giants live in the countryside.
7. The monster under my bed is furry.

Name: \_\_\_\_\_

# Compound Words




S	T	C	A	S	C	R	E	W	D	R	I	V	E	R				
N	D	H	N	C	T	O	O	T	H	P	A	S	T	E				
O	C	L	U	E	L	S	F	O	O	T	B	A	L	L				
W	R	A	I	N	C	O	A	T	G	P	A	P	E	R	C	L	I	P
B	S	W	N	B	D	A	T	P	E	A	N	T	U	R	T	S	T	I
A	F	A	F	D	M	E	C	H	A	L	K	B	O	A	R	D	H	N
L	T	P	I	O	L	O	R	L	E	C	A	N	D	I	K	C	U	E
L	O	O	E	L	O	E	O	S	O	S	C	I	L	N	O	L	N	A
S	A	B	T	S	B	T	T	L	T	E	B	T	O	D	P			
A	B	N	O	I	T	A	O	E	I	S	O	H	T	I	P			
I	O	S	U	A	C	I	L	R	L	N	W	D	H	R	L			
L	T	E	L	T	T	O	C	L	M	I	E	L	E	S	E			
H	O	R	S	E	B	A	C	K	C	L	O	C	S	T	Z			



Find the words in the puzzle. Words are hidden →, ↓, and ↘.

- |             |           |              |
|-------------|-----------|--------------|
| CANDLESTICK | PAPERCLIP | SAILBOAT     |
| CHALKBOARD  | PEANUT    | SCREWDRIVER  |
| CLOTHESLINE | PINEAPPLE | SNOWBALL     |
| FOOTBALL    | RAINBOW   | THUNDERSTORM |
| HORSEBACK   | RAINCOAT  | TOOTHPASTE   |



# story **ELEMENTS** organizer

**characters**

**setting**

**Problem**

**Solution**



NAME \_\_\_\_\_

DATE \_\_\_\_\_

# Missing Numbers

- 1** Solve these problems. Fill in the totals on the 100 chart.

$1 + 7 = \underline{\hspace{2cm}}$

$2 + 3 = \underline{\hspace{2cm}}$

$9 - 2 = \underline{\hspace{2cm}}$

$10 + 2 = \underline{\hspace{2cm}}$

$14 + 1 = \underline{\hspace{2cm}}$

$5 - 2 = \underline{\hspace{2cm}}$

$7 + 2 = \underline{\hspace{2cm}}$

$13 + 1 = \underline{\hspace{2cm}}$

- 2** Fill in all of the other numbers on the 100 chart.

1	2		4		6				10
		13			16	17	18	19	20
21		23	24	25	26	27	28		30
		33		35	36	37		39	
41	42		44	45	46		48	49	50
	52	53		55		57	58	59	
61	62	63		65		67	68		70
71		73	74		76		78	79	80
81	82		84	85	86	87	88	89	90
	92	93	94		96	97	98		100



NAME \_\_\_\_\_

DATE \_\_\_\_\_

# How Much Money?

How much money is in each box? Write an equation.


1



2



3



4



**NOTE**

Students practice counting money.

**Money**

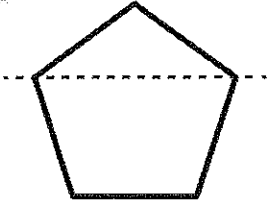
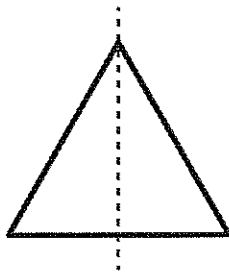
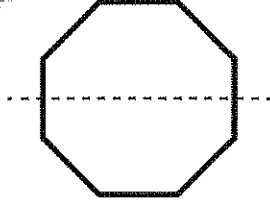
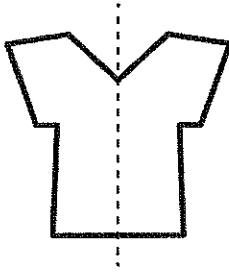

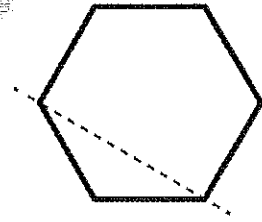
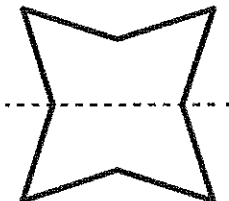
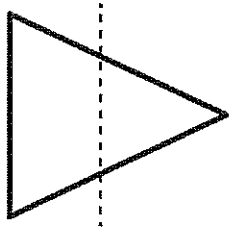
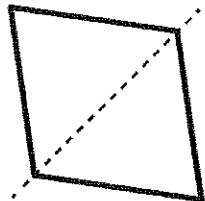


NAME \_\_\_\_\_

DATE \_\_\_\_\_

# Halves or Not?

Circle the shape if the line shows halves.

<p>1</p> 	<p>2</p> 	<p>3</p> 
<p>4</p> 	<p>5</p> 	<p>6</p> 
<p>7</p> 	<p>8</p> 	<p>9</p> 

10 Draw a line to divide the rectangle into halves.





NAME \_\_\_\_\_


DATE \_\_\_\_\_

# Story Problems with Multiple Parts

Solve each problem. Show your work.

Write an equation.


- 1** Kira counted 28 ants on a log. Franco counted 13 ants on a leaf. Jake counted 17 ants on the sidewalk. How many ants did they count in all?



- 2** A tree had 34 birds on its branches. 16 of the birds flew away, and then 6 more flew away. How many birds were left on the branches?



- 3** Leo had 52 pennies. He spent 24 pennies to buy an eraser and 10 pennies to buy a pencil. Leo also gave 4 pennies to Jake. How much money does Leo have left?





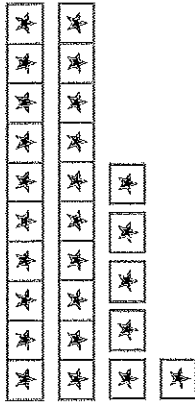


NAME \_\_\_\_\_

DATE \_\_\_\_\_


# Strips and Singles

1



How many stickers? \_\_\_\_\_

2



How many stickers? \_\_\_\_\_

3

Stickers come in strips of 10 or singles. Show one way to make 54 stickers.

4

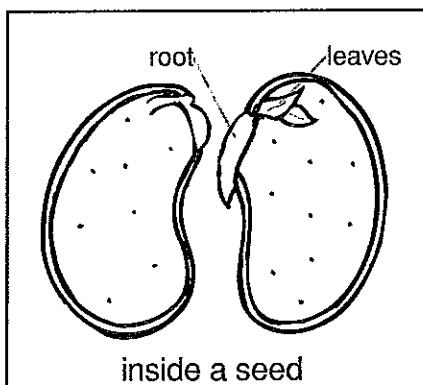
Stickers come in strips of 10 or singles. Show all of the possible ways to make 31 stickers.

# Plants from Seeds

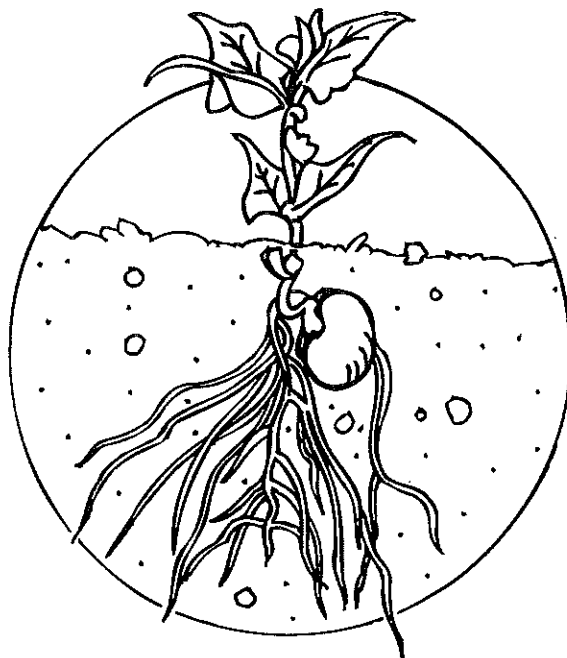
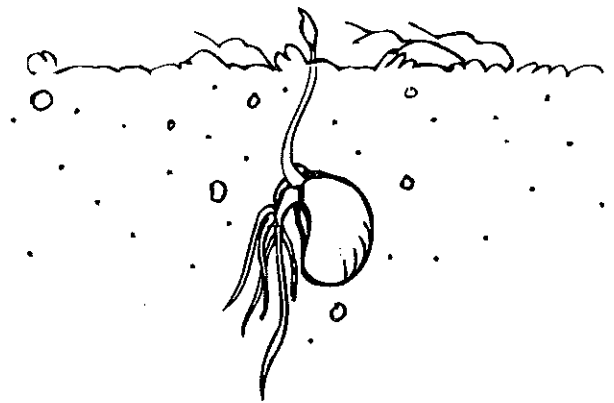
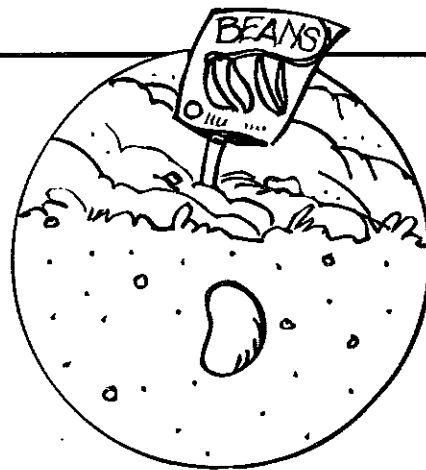
A **seed** is the start of a new plant. Where does the seed come from?  
How does a seed turn into a new **plant**?

Bean seeds are planted in the ground. A tiny new plant is inside each seed. Water will help the seeds begin to grow. Water and **sunlight** will help the bean plants grow bigger.

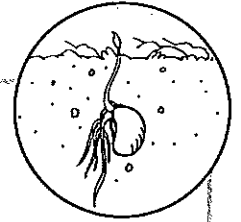
First the **seedcase** splits open. Tiny roots start to grow down into the ground. A **shoot** begins to grow up out of the soil.



The plant's **stem** grows longer, and many leaves grow on the stem. **Leaves** make food for the plant.



Name \_\_\_\_\_

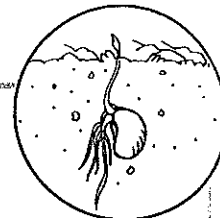


## Questions about *Plants from Seeds*

Mark the best answer.

1. What does a bean plant grow from?
  - roots
  - a stem
  - a seed
  - the ground
2. What do plants need to help them grow?
  - only water
  - only sunlight
  - only dirt
  - dirt, water, and sunlight
3. What is the job of a flower?
  - to look pretty
  - to smell good
  - to make seeds
  - to make food for the plant
4. What is the job of a green leaf?
  - to look pretty
  - to smell good
  - to make seeds
  - to make food for the plant
5. What happens first?
  - the seedcase splits open
  - roots start to grow
  - the stem gets taller
  - a shoot grows out of the ground

Name \_\_\_\_\_



## Vocabulary

A. Fill in the missing words. You will not use one word.

### Word Box

cycle

seed

flowers

leaves

pods

roots

shoot

stem

1. A tiny plant is inside the \_\_\_\_\_.
2. \_\_\_\_\_ grow down from the seed.
3. A \_\_\_\_\_ grows up from the seed.
4. Green \_\_\_\_\_ make food for the plant.
5. A plant's \_\_\_\_\_ make seeds.
6. Leaves grow on the plant's \_\_\_\_\_.
7. Green \_\_\_\_\_ hold the bean plant's seeds.

B. Find **all** the words from the word box in this word search.

s e e d r o o t s

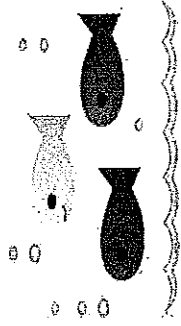
h l e a v e s p t

o x c y c l e o e

o b e a n q r d m

t f l o w e r s z

Name: \_\_\_\_\_ #: \_\_\_\_\_

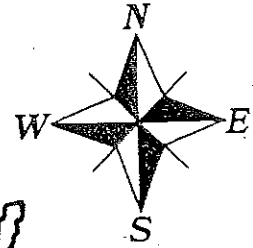
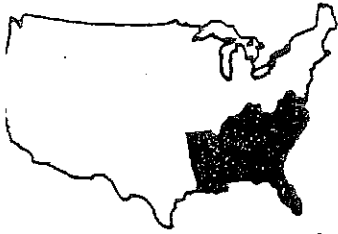


## Does it Sink or Float?

Object	Sink or Float?
Object # 1:	
Object # 2:	
Object # 3:	
Object # 4:	
Object # 5:	

Name \_\_\_\_\_

## The Southern States



Use this map of the southern United States to help you do the activities below.

1. How many states are part of the southern United States? \_\_\_\_\_
2. Which state is spelled with four s's and four i's?  
\_\_\_\_\_
3. What ocean is east of South Carolina? \_\_\_\_\_
4. What state reaches farther south than all others? \_\_\_\_\_
5. Some states sound like people's names. Write the name of the state that sounds like each of these names:  
George \_\_\_\_\_ Carol \_\_\_\_\_  
Louise \_\_\_\_\_ Ken \_\_\_\_\_

**Brainwork!** Georgia is known for its peanut crop. Find out what president came from Georgia and raised peanuts! Write three facts about him.

Name \_\_\_\_\_

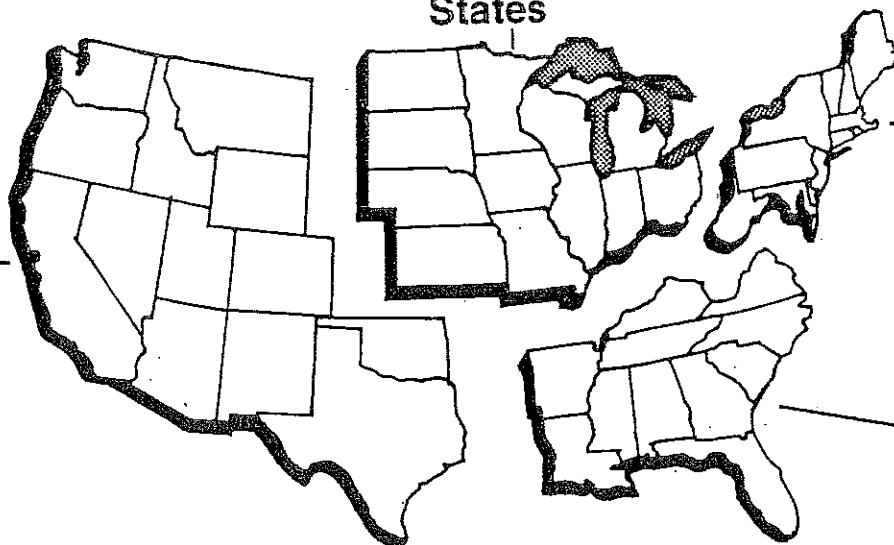
## Regions of the United States

Midwestern  
States

Northeastern  
States

Western  
States

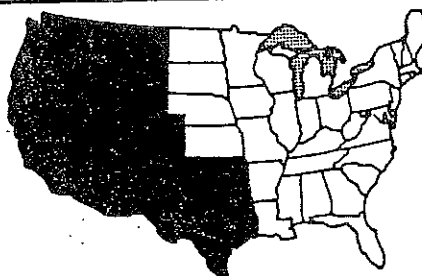
Southern  
States



The map shows one way the states can be divided into areas. Study the shapes. Then write the name of the dark area shaded on each map below.



\_\_\_\_\_



\_\_\_\_\_



\_\_\_\_\_



\_\_\_\_\_

**Brainwork!** Write the area your state is in. List your state and all the other states in that area.

## Mindfulness at Home

### Let's Create a Mindfulness Corner!


If we are feeling overwhelmed, anxious, or angry we can create our own personal space at home to help us calm down. Below are steps that can help us relax our body and connect with how we feel. When choosing a mindfulness corner, try to find a quiet place that is away from the TV, electronics, and other distractions. This space should not only be quiet but comfortable.

- Take deep breaths and let them out slowly ("Rainbow Breathing")
- Practice Yoga (tree pose, cobra, down dog, child pose, etc.)
- Listen to the sounds around you and try to match them
- Focus on one object in the room; what does it look like...color? texture?
- Touch something in the room...describe it (rough? smooth?)
- Read your favorite book




# CALM DOWN


choices




deep breath




draw



do yoga



sit




squeeze something



look at the sensory bottle

I can calm down when I get upset.

When I get upset, I  
can make good  
choices and calm  
down.



# Everyday Writing!

Practice writing in these simple, everyday ways!

Make a grocery list.

---

---

---

---

---

---

---

---

Write a journal entry.

Date: \_\_\_\_\_

---

---

---

---

---

---

---

---

---

---

Write a note to Mom and Dad.

---

---

---

---

---

Write a quick note to a friend.

---

---

---

---

---

Address an envelope.

1. Sender's Name
2. Street Address
3. City, State, ZIP code

1. \_\_\_\_\_
2. \_\_\_\_\_
3. \_\_\_\_\_

4. Recipient's Name
5. Street Address
6. City, State, ZIP code

4. \_\_\_\_\_
5. \_\_\_\_\_
6. \_\_\_\_\_

