

Name: \_\_\_\_\_

Date: \_\_\_\_\_

## Kindergarten Grade Packet Checklist 😊

### Week 1

- **Independent Reading:** Please encourage your child to read daily for 10-15 minutes (either independently or by following along as you read a story aloud to your child). Select one book from home and complete the attached reading response worksheet titled "My Favorite part of the story." This should be completed twice for week 1.
- **Reading Comprehension:** Please have your child independently read the passages and answer the comprehension questions.
- **Foundational Skills:** Please complete the worksheets starting with "Week One" that contain review of the following concepts (syllables, sounds, sight words & rhyming)
- **Writing:** Daily writing activities should be completed. Please find a writing packet with sentence starters for your child to complete.
- **Social Studies:** Please complete the worksheets titled "How Can I Be a Good Citizen?" and "A good choice I made was when..."
- **Science:** Please complete the worksheet titled "Types of Weather" and the "5 Day Forecast."
- **Math Review Activities:** Please complete the 6 math worksheets provided. These will include important spiral review concepts previously taught. Week 1 begins with "Grab and Count at Home: Two Handfuls."
- **At Home Fun Activities & Educational Websites:** Please use the attached resources that contain additional options for at home fun activities to review skills with your child and explore the 3 websites that offer free educational opportunities.
- **For each section there are several worksheets and the expectations are that the work is spread out throughout the week.**

# Week 1



Title \_\_\_\_\_

Author \_\_\_\_\_

My favorite part of the story

Title \_\_\_\_\_  
-----  
\_\_\_\_\_

Author \_\_\_\_\_  
-----  
\_\_\_\_\_

My favorite part of the story


Name: \_\_\_\_\_

## Matt's Bike

Matt has a new bike.

The bike is big and blue.

Matt rides his bike  
to school everyday.



# Reading Comprehension



1. \_\_\_\_\_ has a new bike.

- a. Mike
- b. Matt
- c. Will



2. The bike is \_\_\_\_\_.

- a. big and blue
- b. little and red
- c. little and blue



3. Matt rides his bike \_\_\_\_\_.

- a. to the park
- b. to school
- c. to the zoo



Name: \_\_\_\_\_


## The Girl and Her Horse

The little girl has a horse.

Her horse is big.

Her horse is brown.

She likes to ride her horse.



## Reading Comprehension



1. The girl has a \_\_\_\_\_.

- a. horse
- b. cow
- c. hen



2. She likes to \_\_\_\_\_.

- a. ride her horse
- b. run and jump
- c. ride her bike



3. The horse is \_\_\_\_\_.

- a. little and brown
- b. big and blue
- c. big and brown



Name: \_\_\_\_\_

# Reading Comprehension


## My Pet Hen

Can you see my pet hen?

My hen is little.

My hen is brown.

My hen can lay lots of eggs.



1. I have a pet \_\_\_\_\_.

- a. horse
- b. cow
- c. hen



2. My hen is \_\_\_\_\_.

- a. little and yellow
- b. little and brown
- c. big and brown



3. My hen can \_\_\_\_\_.

- a. lay lots of eggs
- b. hop
- c. jump high



Name: \_\_\_\_\_


## School

This is my school.

It is red and big.

I have a lot of friends.

I like going to school.



# Reading Comprehension



1. My school is \_\_\_\_\_.

- a. red and little
- b. red and big
- c. blue and big



2. I have a lot of \_\_\_\_\_.

- a. foods
- b. pencils
- c. friends



3. I like going to \_\_\_\_\_.

- a. school
- b. the store
- c. the farm






Name: \_\_\_\_\_

## Sledding

The boys and the girls  
love to go sledding.

They will sled down the hill.

Sledding is so much fun!



## Reading Comprehension



1. Who will go sledding?

- a. the boys and the girls
- b. the boys
- c. the girls



2. They love to \_\_\_\_\_.

- a. run
- b. play ball
- c. go sledding



3. They will \_\_\_\_\_.

- a. sled up the hill
- b. sled down the hill
- c. make a snowman



# Week One

©L. Patterson 2012-2011

Name \_\_\_\_\_

Syllables


fish



① ② ③ ④

Blending

m u d



Write all the sounds you hear




Ending Sounds



c u \_\_\_\_\_

Write a sentence about the picture.



me

Find the word

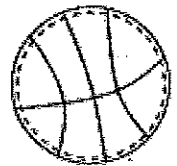
ew	me	ne	we
me	wee	me	me
mee	em	my	we
me	im	mi	me

Rainbow Color


me

Read, Do and Write



My ball is red.



Color the vowel sound you hear



Write a word that rhymes.



# Week One

Name \_\_\_\_\_

© L. Patterson 2012-2013

Syllables


ant



①      ②      ③      ④

Blending

c      u      b



Write all the sounds you hear



Ending Sounds




h      e      \_\_\_\_\_

Write a sentence about the picture.

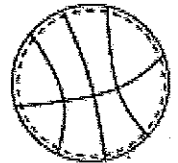


Unscramble and write



Read, Do and Write

My ball is yellow.



Color the vowel sound you hear

a      e      i  
o      u



Write a word that rhymes.



# Week One

© Learning Resources, Inc. 2012-2013

Name \_\_\_\_\_

Blending

Syllables

alligator




①      ②      ③      ④

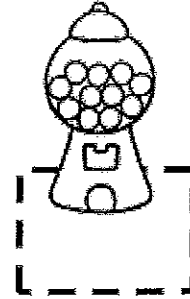
f      a      t



Write all the sounds you hear




Ending Sounds



g      u      \_\_\_\_\_

Write a sentence about the picture.



me

1. \_\_\_\_\_ e

2. m \_\_\_\_\_

3. \_\_\_\_\_

4. \_\_\_\_\_

Circle the correct word.

me

we

em

me

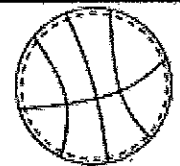
ne

me

we

Read, Do and Write

My ball is black.




Color the vowel sound you hear

a      e      i  
o      u




Write a word that rhymes.



2

Name: \_\_\_\_\_



# I Can Read!


## Sight Word Fluency

Read 3 times for fluency. Highlight the sight word:

The bird is blue.



The cat is brown.




The dog is black.




The chick is yellow.



The fish is red.




The bear is white.




Name: \_\_\_\_\_

Directions: Tap out each word and read it. In the next column, copy the word with a pencil. Draw a picture to illustrate the word in the box.


sun




bug



pot



dig



Name: \_\_\_\_\_

# My Writing Journal


By: \_\_\_\_\_

Name: \_\_\_\_\_

I like to



Name: \_\_\_\_\_



When it's rainy,

Blank handwriting practice lines consisting of a solid top line, a dashed middle line, and a solid bottom line.


Name: \_\_\_\_\_

My family and I

Name: \_\_\_\_\_

My favorite thing to do is

Name: \_\_\_\_\_



When it's windy,

\_\_\_\_\_

\_\_\_\_\_

\_\_\_\_\_

\_\_\_\_\_



Kindergarten SS/ELA Curriculum  
Unit 2: How Can I Be a Good Citizen?  
Lesson 5

Name: \_\_\_\_\_

If I were President I would

---

---

---

---

---


---

---

---

Written & Illustrated

by: \_\_\_\_\_



A good choice I made was when

\_\_\_\_\_

\_\_\_\_\_

\_\_\_\_\_

# Types of Weather

Name \_\_\_\_\_

Directions: Illustrate each type of weather.

Snowy


Rainy

Sunny

Cloudy

Stormy

Windy



Name: \_\_\_\_\_

# 5 DAY FORECAST



My daily predictions:

Monday	Tuesday	Wednesday	Thursday	Friday

My daily observations:

--	--	--	--	--





NAME \_\_\_\_\_

DATE \_\_\_\_\_

(PAGE 1 OF 2)

## *Grab and Count at Home:* Two Handfuls

Dear Family,

Tonight your child will teach you how to play *Grab and Count: Two Handfuls*. You will need a container of small objects, such as small blocks, bottle caps, pennies, buttons or small blocks.

What did you grab? \_\_\_\_\_

How many did you grab? \_\_\_\_\_

Show how many.



NAME \_\_\_\_\_

DATE \_\_\_\_\_

# My Family: How Many Noses, Hands, and Fingers?

This is my family.

How many?



Noses \_\_\_\_\_



Hands \_\_\_\_\_



Fingers \_\_\_\_\_



Legs \_\_\_\_\_



Feet \_\_\_\_\_



Toes \_\_\_\_\_

**NOTE**

Students practice counting body parts and writing numbers.

Ways to Count



NAME \_\_\_\_\_

DATE \_\_\_\_\_

# Longer or Shorter Than My Hand

Compare the length of objects at home to your hand. Draw the objects.

**Shorter than my hand**

**Longer than my hand**

**NOTE**

In class, students have been comparing the length of two objects to see which is longer. Tonight students compare the length of objects at home to their hand. They draw or make a list of objects that are longer than their hand and shorter than their hand.

**EXAMPLE** Shorter Than or Longer Than

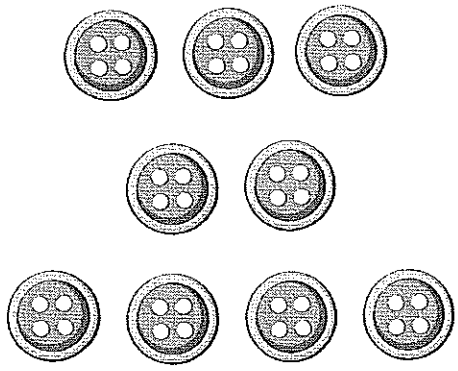





NAME \_\_\_\_\_

DATE \_\_\_\_\_

# Grab and Count

Mia played *Grab and Count*. How many did she grab?

 <p>_____</p>	 <p>_____</p>
 <p>_____</p>	 <p>_____</p>

## NOTE

Students have been playing *Grab and Count* at school.

**MW** Ways to Count

NAME \_\_\_\_\_

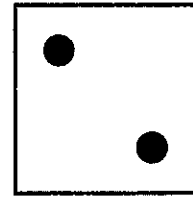
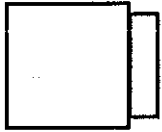
DATE \_\_\_\_\_




# Counting Cubes Version B

Color the cubes as indicated. Draw a line to the die pattern that has the same number. Trace the numbers.

Green

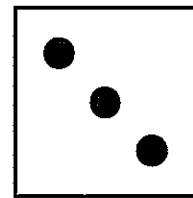


2





5

Orange



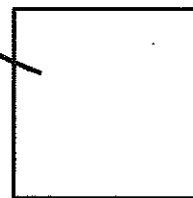

3

Red



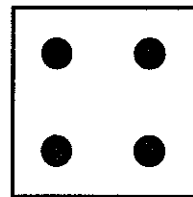
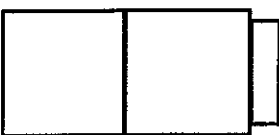
1

Blue

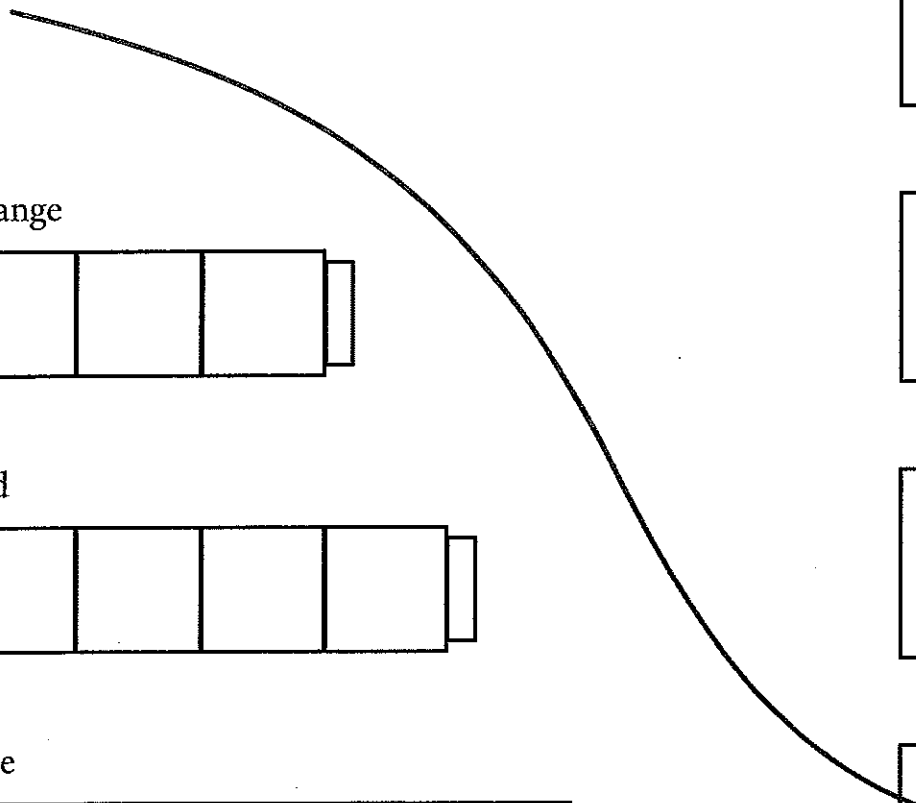


0

Yellow



4



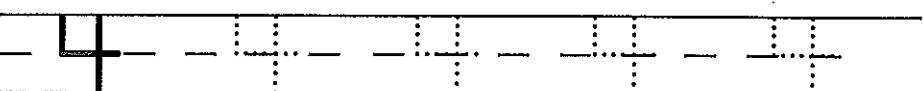
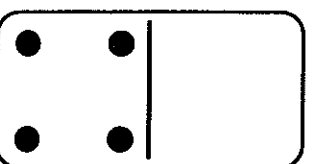

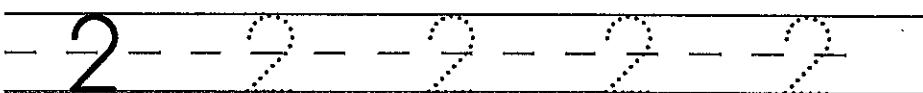
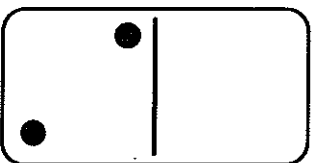
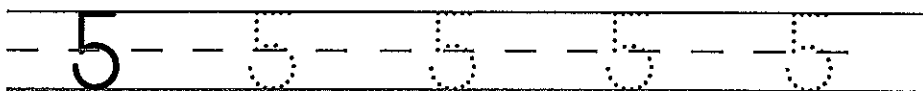
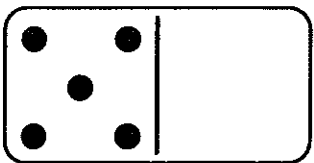
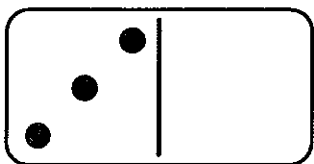
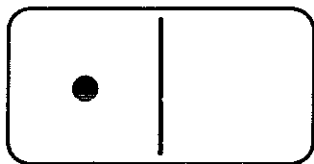
NAME \_\_\_\_\_


DATE \_\_\_\_\_



# How Many Dots? Version B

Count the dots on each domino. Trace the numbers.





## Educational websites with fun activities-

### ***Abcya.com***


- \*Dress For the Weather
- \*Molly Adds & Subtracts From 10
- \*Molly Adds Up to 10
- \*Number Values Jr.
- \*Alphabetize

### ***Starfall.com***

- \*Kindergarten Games
- \*Geometry & Measurement
- \*Variety of reading/listening activities

### ***PBSkids.org***

- \*stories and activities



## At Home Fun Activities

1. Grab a deck of cards and play Compare (each person flips a card and whoever's number is higher, keeps both cards- just like the game War)
2. Use playdough, sugar, salt, shaving cream, etc. and create letters, numbers and words
3. Build a fort with blankets and pillows
4. Do a kind act
5. Draw a picture and label it
6. Make a card for someone special
7. Make a collage with magazine pictures
8. Go on a rainbow hunt around the house (inside and out) and find something red, orange, yellow, green, blue and purple
9. Roll 2 dice and add them up, next player rolls and whoever has the highest total wins
10. Play outside and discover something new!
11. Find objects to count (parents find ways to have them add and subtract using the objects)
12. Do 10 jump jacks, 10 squats and 10 hops on each leg
13. Count to 100
14. Imitate bears walking, or run fast like a cheetah. Waddle like a penguin, or pretend to swim through the ocean like a dolphin.





## Week 2

- **Independent Reading:** Please encourage your child to read daily for 10-15 minutes (either independently or by following along as you read a story aloud to your child). Select one book from home and complete the attached reading response worksheet titled "My Favorite part of the story." This should also be completed twice for week 2.
- **Reading Comprehension:** Please have your child independently read the passages and answer the comprehension questions.
- **Foundational Skills:** Please complete the worksheets (there are 5) starting with "Week Two" that contain review of the following concepts (syllables, sounds, sight words & rhyming)
- **Writing:** Daily writing activities should be completed. Please find a writing packet with sentence starters for your child to complete.
- **Social Studies:** Please complete the worksheets titled "My Family and Other Families, Now and Long Ago" and "School Helpers."
- **Science:** Please complete the worksheet titled "Seasonal Skills" and the "5 Day Forecast" log.
- **Math Review Activities:** Please complete the 6 math worksheets provided. These will include important spiral review concepts previously taught. Week 2 begins with "Do You Like Pizza."
- **At Home Fun Activities & Educational Websites:** Please use the attached resources that contain additional options for at home fun activities to review skills with your child and explore the 3 websites that offer free educational opportunities.
- **For each section there are several worksheets and the expectations are that the work is spread out throughout the week.**

# Week 2



Title \_\_\_\_\_  
-----  
\_\_\_\_\_

Author \_\_\_\_\_  
-----  
\_\_\_\_\_

My favorite part of the story

\_\_\_\_\_

-----

\_\_\_\_\_

-----

\_\_\_\_\_

-----

\_\_\_\_\_

-----

\_\_\_\_\_

-----

\_\_\_\_\_

Title \_\_\_\_\_  
-----  
\_\_\_\_\_

Author \_\_\_\_\_  
-----  
\_\_\_\_\_

My favorite part of the story

\_\_\_\_\_

-----

\_\_\_\_\_

-----

\_\_\_\_\_

-----

\_\_\_\_\_

-----

\_\_\_\_\_

-----

\_\_\_\_\_

Name: \_\_\_\_\_

# Reading Comprehension


## Jan's Pumpkin

Jan has a pumpkin.

The pumpkin is big.

The pumpkin is orange.

Jan will make a pumpkin pie.



1. Jan has a \_\_\_\_\_.

- a. bird
- b. pumpkin
- c. cat



2. The pumpkin is \_\_\_\_\_.

- a. big
- b. little
- c. red



3. Jan will make \_\_\_\_\_.


- a. apple pie
- b. cake
- c. pumpkin pie



Name: \_\_\_\_\_

# My Pet Dog

Sam is my pet dog.  
Sam likes to run and  
catch a ball. I take Sam  
to the park everyday.

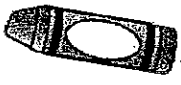


# Reading Comprehension



1. I have a pet \_\_\_\_\_.

- a. cat
- b. pig
- c. dog



2. Sam likes to \_\_\_\_\_.

- a. swim
- b. run and catch a ball
- c. eat



3. I take Sam to the \_\_\_\_\_.

- a. vet
- b. farm
- c. park



Name: \_\_\_\_\_


# Playing in the Snow

Ben loves winter.

He can play in the snow.

He will play with Sam.

They will have so much fun!



# Reading Comprehension



1. Ben loves \_\_\_\_\_.

- a. fall
- b. winter
- c. summer



2. He can play in \_\_\_\_\_.

- a. the snow
- b. the park
- c. the pond



3. Ben will play with \_\_\_\_\_.

- a. Matt
- b. Max
- c. Sam



Name: \_\_\_\_\_

# Reading Comprehension

## At the Farm


I went to the farm

with my family.

I saw a big horse at the farm.

The horse was brown.

The horse can run fast.



1. I went to the \_\_\_\_\_.

- a. farm
- b. park
- c. zoo



2. I saw a big \_\_\_\_\_.

- a. cat
- b. horse
- c. fish



3. The horse can \_\_\_\_\_.

- a. run fast
- b. hops
- c. lay eggs





Name: \_\_\_\_\_

## Playing Soccer


Emma loves soccer.

Emma will play with

her friends.

Emma can run fast and

kick the ball into the net.



## Reading Comprehension



1. Who loves soccer?

- a. Jenna
- b. Emma
- c. Lisa



2. Emma will play with \_\_\_\_\_.

- a. his friends
- b. her friends
- c. Mat



3. Emma can \_\_\_\_\_.

- a. jump high
- b. run fast
- c. hop

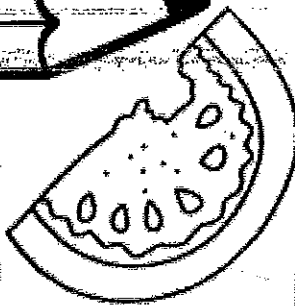


# Week Two

© Patricia Sch, 2012-2013


Syllables

watermelon



① ② ③ ④

Write all the sounds you hear



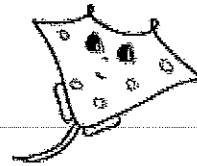
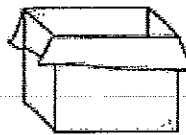
Write a sentence about the picture.



Name \_\_\_\_\_

Blending

e g g



Ending Sounds



o w

• • •

	are			
Find the word	at	are	me	are
	and	a	rea	ekil
	are	are	we	like
	all	cre	are	are

Rainbow color

# are

Read, fill in, do and write

The moon is \_\_\_\_\_.


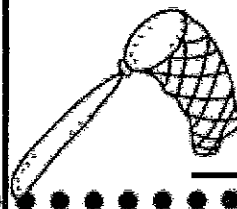


Color the vowel sound you hear

a e i  
o u



Write a word that rhymes.



# Week Two

© Patter School 2012-2013

Name \_\_\_\_\_

Syllables

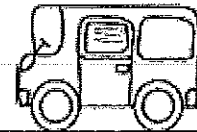
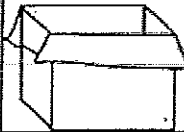
queen



Blending

y a m

① ② ③ ④




Write all the sounds you hear



Ending Sounds

f o \_\_\_\_\_

Write a sentence about the picture.



Fill in the missing sight word.

How old \_\_\_\_\_ you?




\_\_\_\_\_ you happy or sad?



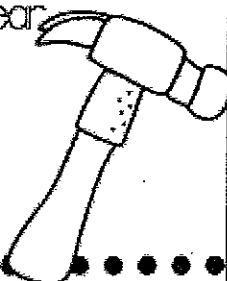
Read, fill in, do and write

The owl is \_\_\_\_\_.



Color the vowel sound you hear.

a e i  
o u



Write a word that rhymes.



5

# Week Two

Name \_\_\_\_\_

© L. Patten for CCH 2012-2013


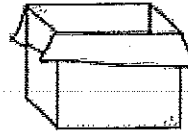
Syllables

teacher



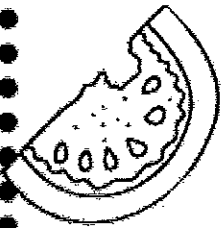
Blending

b o x



① ② ③ ④

Write all the sounds you hear




Ending Sounds



t o \_\_\_\_\_

Write a sentence about the picture.




Unscramble and write



Read, fill in, do and write

The car is \_\_\_\_\_.




Color the vowel sound you hear

a e i  
o u



Write a word that rhymes.




4


Name: \_\_\_\_\_

Directions: Tap out each word and read it. In the next column, copy the word with a pencil. Draw a picture to illustrate the word in the box.


bug




lip




sun



pot



Name: \_\_\_\_\_




# I Can Read!


## Sight Word Fluency

Read 3 times for fluency. Highlight the sight word:


I want to play.



I want to swim.




I want to eat.




I want to dance.



I want to sing.



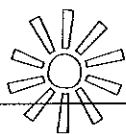

I want to sleep.



Name: \_\_\_\_\_

My friend and I

Name: \_\_\_\_\_



When it's sunny,

\_\_\_\_\_

\_\_\_\_\_

\_\_\_\_\_

\_\_\_\_\_

\_\_\_\_\_



Name: \_\_\_\_\_

My favorite animal is a

because

Name: \_\_\_\_\_

If you could have any pet,  
what would it be?

Name: \_\_\_\_\_

Read a book. What is the  
setting?

Who are the characters?

My Family and Other Families, Now and Long Ago

Unit 1: Rules and Laws

Name: \_\_\_\_\_

Being a Good Citizen

1). Do you think that it is important to be a good citizen in school?


Yes

No


2). Why do you think it is important to be a good citizen in school?

<u>Picture</u>	<u>Why do you think it's important?</u>

# School Helpers





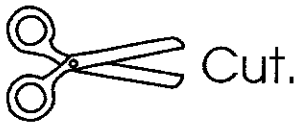


The custodian uses \_\_\_\_\_.





The librarian uses \_\_\_\_\_.

# Seasonal Scenery




©2001 The Education Center, Inc. • [www.themailboxcompanion.com](http://www.themailboxcompanion.com)





# 5 DAY FORECAST



Name: \_\_\_\_\_

My daily predictions:

Monday	Tuesday	wednesday	Thursday	Friday

My daily observations:

--	--	--	--	--





NAME \_\_\_\_\_

DATE \_\_\_\_\_

# Do You Like Pizza?

Max asked his friends if they liked pizza. He showed the data on this chart.

Yes	No
✓ ✓ ✓ ✓ ✓	✓ ✓ ✓ ✓ ✓
✓ ✓ ✓ ✓ ✓	✓
✓ ✓	

- 1 How many people like pizza? \_\_\_\_\_
- 2 How many people do not like pizza? \_\_\_\_\_
- 3 How many people did Max ask? \_\_\_\_\_
- 4 Ask your family and friends if they like pizza. Record your data on the chart below.

Yes	No

**NOTE**

Students analyze survey data and collect data from their family and friends.

**A Food Survey**

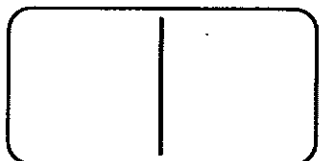
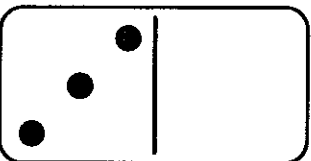
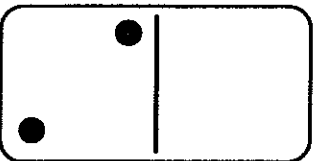
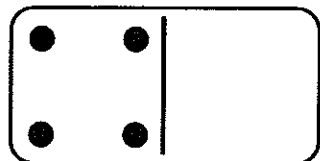
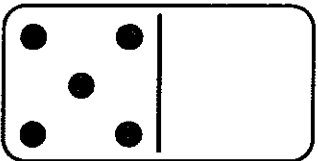
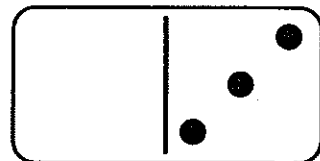
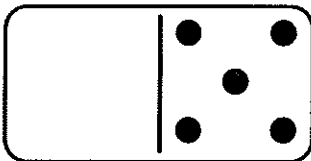
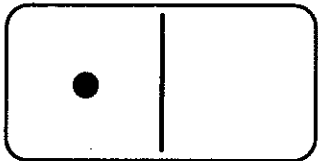
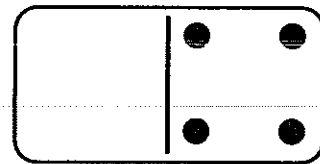
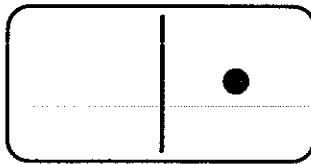
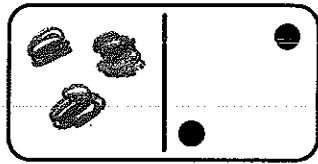
NAME \_\_\_\_\_

DATE \_\_\_\_\_



# Make Five Dominoes Version A

Count the dots on each domino. Add more dots to make 5 dots in all.



NAME \_\_\_\_\_

DATE \_\_\_\_\_



# How Many? Version B

Use the numbers to help solve the problems below.

1    2    3    4    5    6    7    8    9    10

Count the number of bugs and record the number.


NAME \_\_\_\_\_

DATE \_\_\_\_\_



## Before & After 10–20 Version A

Write the numbers that come before and after the number shown.

13	14	15
----	----	----

	11	
--	----	--

	10	
--	----	--

	15	
--	----	--

	17	
--	----	--

	13	
--	----	--


	19	
--	----	--

	16	
--	----	--

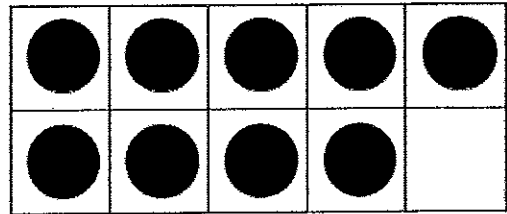
	12	
--	----	--

	18	
--	----	--

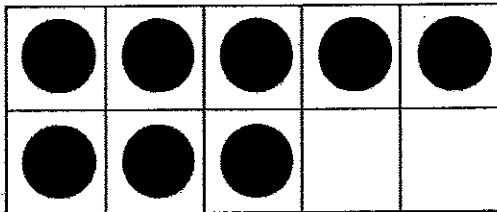
# Making 10



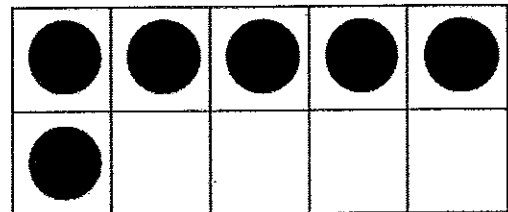
$$7 + \square = 10$$



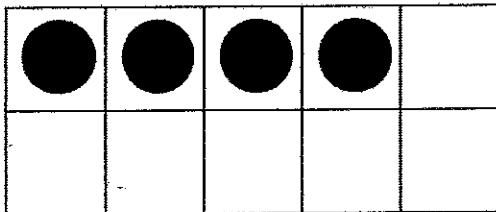
$$9 + \square = 10$$



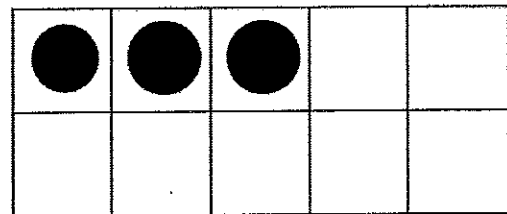
$$8 + \square = 10$$




$$6 + \square = 10$$



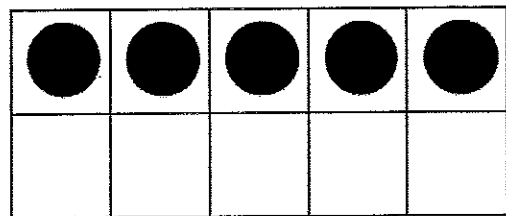
$$4 + \square = 10$$



$$3 + \square = 10$$



$$1 + \square = 10$$



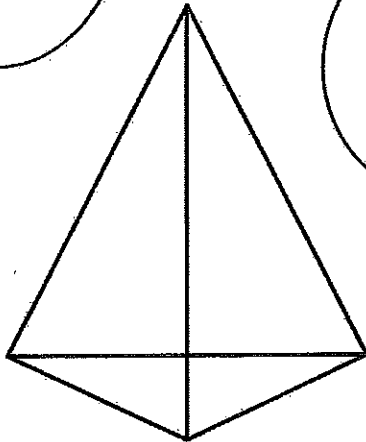

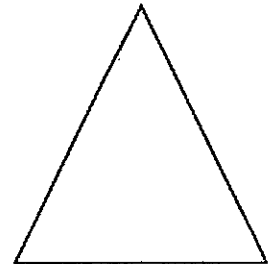
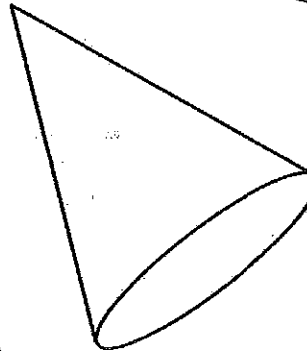
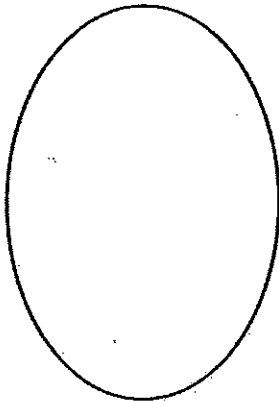

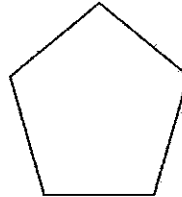

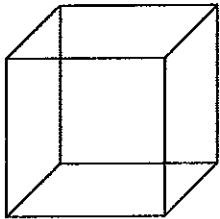
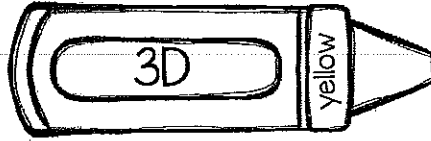


$$5 + \square = 10$$

Name \_\_\_\_\_

# Coloring Shapes


Look for 3D and 2D shapes. Color them the correct color.





## **At Home Fun Activities**

1. Grab a deck of cards and play Compare (each person flips a card and whoever's number is higher, keeps both cards- just like the game War)
2. Use playdough, sugar, salt, shaving cream, etc. and create letters, numbers and words
3. Build a fort with blankets and pillows
4. Do a kind act
5. Draw a picture and label it
6. Make a card for someone special
7. Make a collage with magazine pictures
8. Go on a rainbow hunt around the house (inside and out) and find something red, orange, yellow, green, blue and purple
9. Roll 2 dice and add them up, next player rolls and whoever has the highest total wins
10. Play outside and discover something new!
11. Find objects to count (parents find ways to have them add and subtract using the objects)
12. Do 10 jump jacks, 10 squats and 10 hops on each leg
13. Count to 100
14. Imitate bears walking, or run fast like a cheetah. Waddle like a penguin, or pretend to swim through the ocean like a dolphin.



## Educational websites with fun activities-

### ***Abcya.com***

- \*Dress For the Weather
- \*Molly Adds & Subtracts From 10
- \*Molly Adds Up to 10
- \*Number Values Jr.
- \*Alphabetize

### ***Starfall.com***

- \*Kindergarten Games
- \*Geometry & Measurement
- \*Variety of reading/listening activities

### ***PBSkids.org***

- \*stories and activities